


Type 6524 can be combined with...




**Type 8640**  
Valve island



**Type 2031**  
Diaphragm valve



**Type 8644**  
Valve island



**Type 0044**  
Cylinder

## 3/2-way and 2 x 3/2-way Solenoid Valve for pneumatics

- Compact design
- Single and manifold mounting
- Low power consumption
- Fast response times
- Space saving (2 x 3/2-way version)

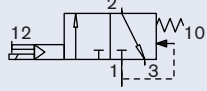
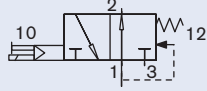
The Type 6524 consists of the pilot flipper solenoid valve Type 6144 and a pneumatic seat valve. The flipper principle allows switching of high pressures together with low power consumption and fast response times. All valves are equipped with manual override as a standard.

The 2 x 3/2-way valve version is the combination of two pilot flipper solenoid valves Type 6144 and a pneumatic seat valve.

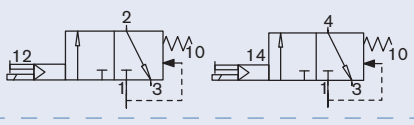
Technical data	3/2-way valve	2 x 3/2-way valve
<b>Orifice</b>	DN 4.0	
<b>Body material</b>	PPS, PA	
<b>Seal material</b>	FKM, NBR	
<b>Medium</b>	Lubricated, oilfree, dry compressed air; neutral gases (5µm filter recommended)	
<b>Medium temperature</b>	-10 to +50 °C	
<b>Ambient temperature</b>	-10 to +55 °C	
<b>Manual override</b>	Standard	
<b>Port connection</b>	Flange for MP11	
<b>Pneumatic module</b>	Type MP11 with M5, M7, push-in connection Ø 6 mm	
<b>Voltage tolerance</b>	±10%	
<b>Cycle rate</b>	approx. 1000 c.p.m.	
<b>Voltage</b>	24 V DC	
<b>Nominal power</b>	0.8 W	2 x 0.8 W
<b>Duty cycle</b>	Continuous operation (100% ED)	
<b>Electrical connection on valve</b>	Rectangular plug with 2-pole raster 5.08 mm	Rectangular plug with 3-pole raster 2.54 mm
<b>Type of protection</b>	IP 40 with rectangular plug	
<b>Protection class</b>	3 acc. to VDE 0580	
<b>Weight</b>	20 g	40 g
<b>Mounting</b>	with 2 screws M2 x 20	with 2 screws M2 x 28
<b>Installation</b>	As required, preferably with actuator upright	
<b>Response times [ms]</b>	Measurement acc. to ISO 12238	
Opening	< 10ms	
Closing	< 10ms	

## Ordering chart for valves

## 3/2-way solenoid valve

Circuit function	Orifice [mm]	Q <sub>Nn</sub> value air [l/min] <sup>2)</sup>	Pressure range [bar] <sup>3)</sup>	Voltage/frequency [V/Hz]	Item no.
<b>C</b> 3/2-way valve 	4	300	Vac.-10 <sup>1)</sup>	24V/BA	186 258
			1-10	24V/BA	186 257
			2.5-10	24V/BA	184 043
<b>D</b> 3/2 way valve 	4	300	2.5-10	24V/BA	184 400

## 2 x 3/2-way solenoid valve

Circuit function	Orifice [mm]	Q <sub>Nn</sub> value air [l/min] <sup>2)</sup>	Pressure range [bar] <sup>3)</sup>	Voltage/frequency [V/Hz]	Integrated power savings electronics	Item no.
<b>C</b> 2 x 3/2 way valve 	4	300	Vac-10 <sup>1)</sup>	24V/BA	Yes <sup>4)</sup>	186 259
			2.5-10	24V/BA	Yes <sup>4)</sup>	186 260
			2.5-10	24V/BA	No	204 710

<sup>1)</sup> Version with auxiliary pilot air

<sup>2)</sup> Measured at +20°C, 6 bar pressure at valve inlet and 1 bar pressure difference

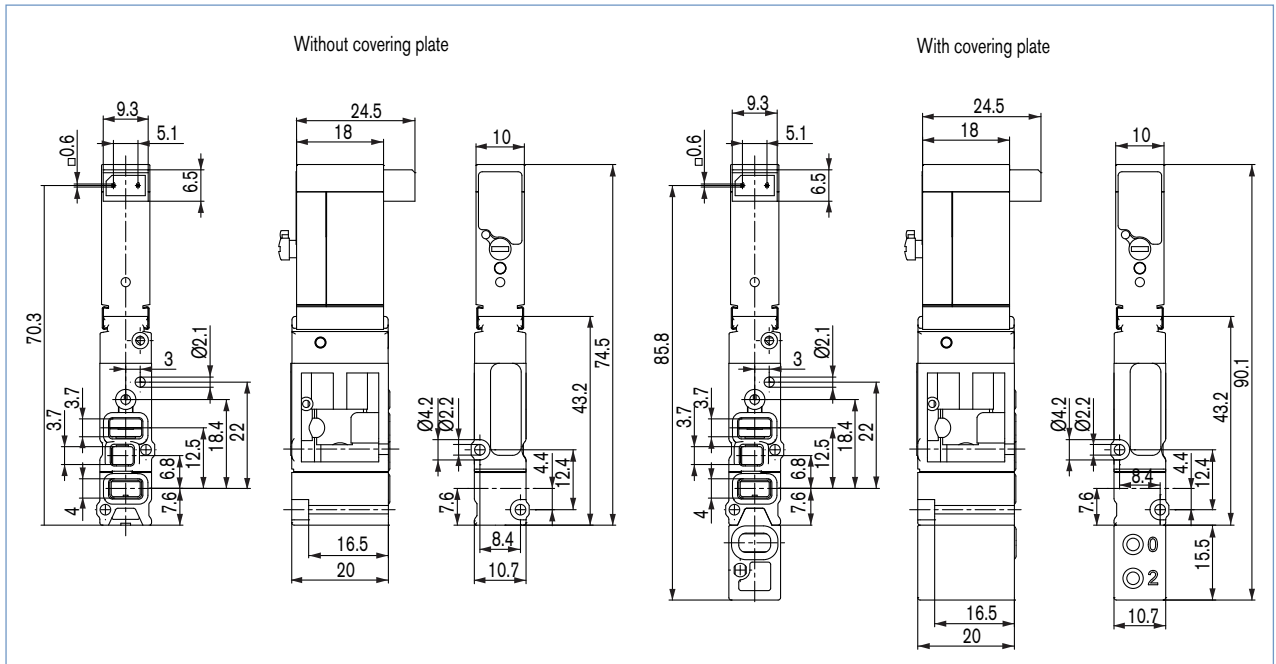
<sup>3)</sup> Measured as overpressure to the atmospheric pressure

<sup>4)</sup> Applicable on valve island 8640, AirLine system 8644 or valve blocks

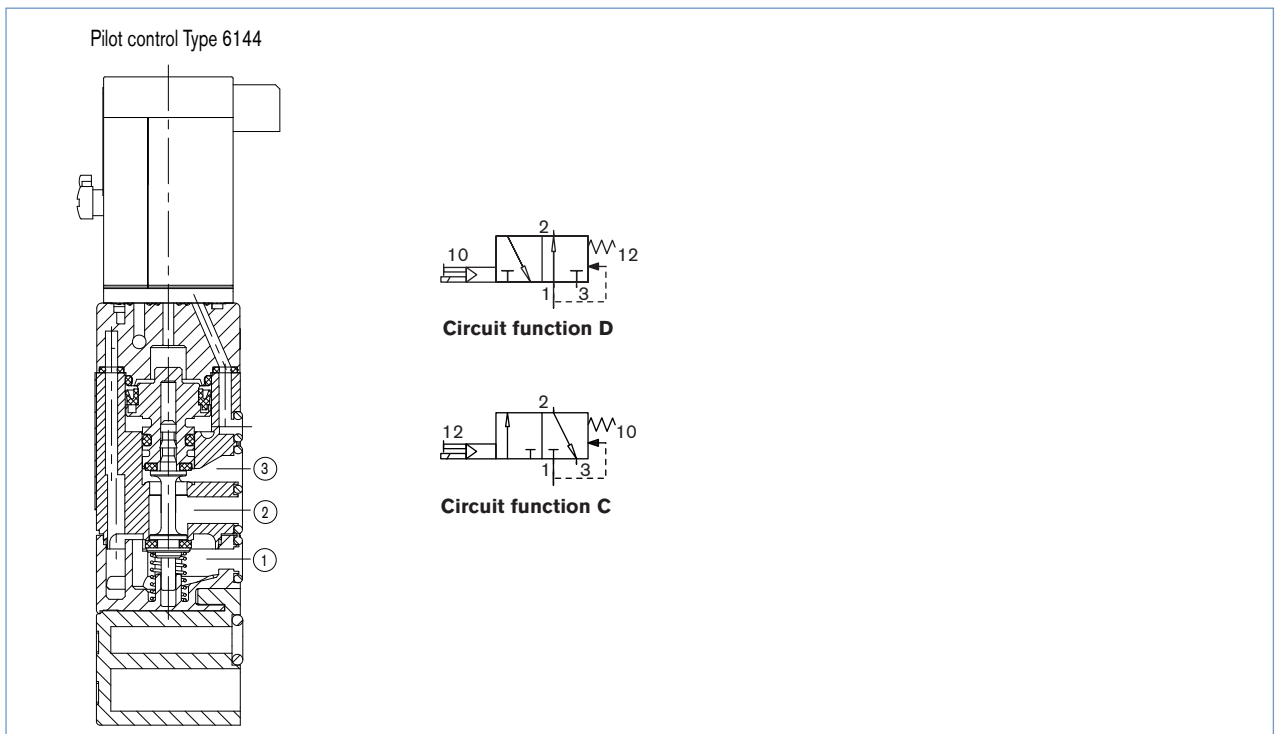
## Ordering chart for accessories

Accessory	Version	Features	Item no.
Rectangular cable plug for 6524 single valve	Raster 5.08 mm	with 3 m cable 2-pins	133 486
		with 300 mm flying leads 2-pins	644 068
		with 2 single contacts	644 067
Covering plate for 5/2-way valve position Covering plate for 2 x 3/2-way valve position	Complete	for 1 unused valve position	650 373
		for 1 unused valve position	661 092
Pneumatic connector module	Left	Push-in connection Ø 10 mm	144 752
		G 1/4	144 750
		NPT 1/4	144 751
	Right	Push-in connection Ø 10 mm	144 755
		G 1/4	144 753
		NPT 1/4	144 754
Pneumatic basic module MP11, 2 valves wide	Push-in connection Ø 6 mm	without check valve	144 903
		with check valve in R	144 909
		without check valve for 2 x 3/2-way valve	170 261
		with check valve in R+S for 2 x 3/2-way valve	170 266
	Connection M5	without check valve	144 904
		with check valve in R	144 910
		without check valve for 2 x 3/2-way valve	170 262
		with check valve in R+S for 2 x 3/2-way valve	170 275
	Connection M7	without check valve	144 905
		with check valve in R	144 911
		without check valve for 2 x 3/2-way valve	170 263
		with check valve in R+S for 2 x 3/2-way valve	170 276
Pneumatic basic module MP11, 8 valves wide	Push-in connection Ø 6 mm	without check valve	144 912
		with check valve in R	144 918
		without check valve for 2 x 3/2-way valve	170 279
		with check valve in R+S for 2 x 3/2-way valve	170 285
	Connection M5	without check valve	144 913
		with check valve R	144 919
		without check valve for 2 x 3/2-way valve	170 281
		with check valve in R+S for 2 x 3/2-way valve	170 286
	Connection M7	without check valve	144 914
		with check valve in R	144 920
		without check valve for 2 x 3/2-way valve	170 282
		with check valve in R+S for 2 x 3/2-way valve	170 287

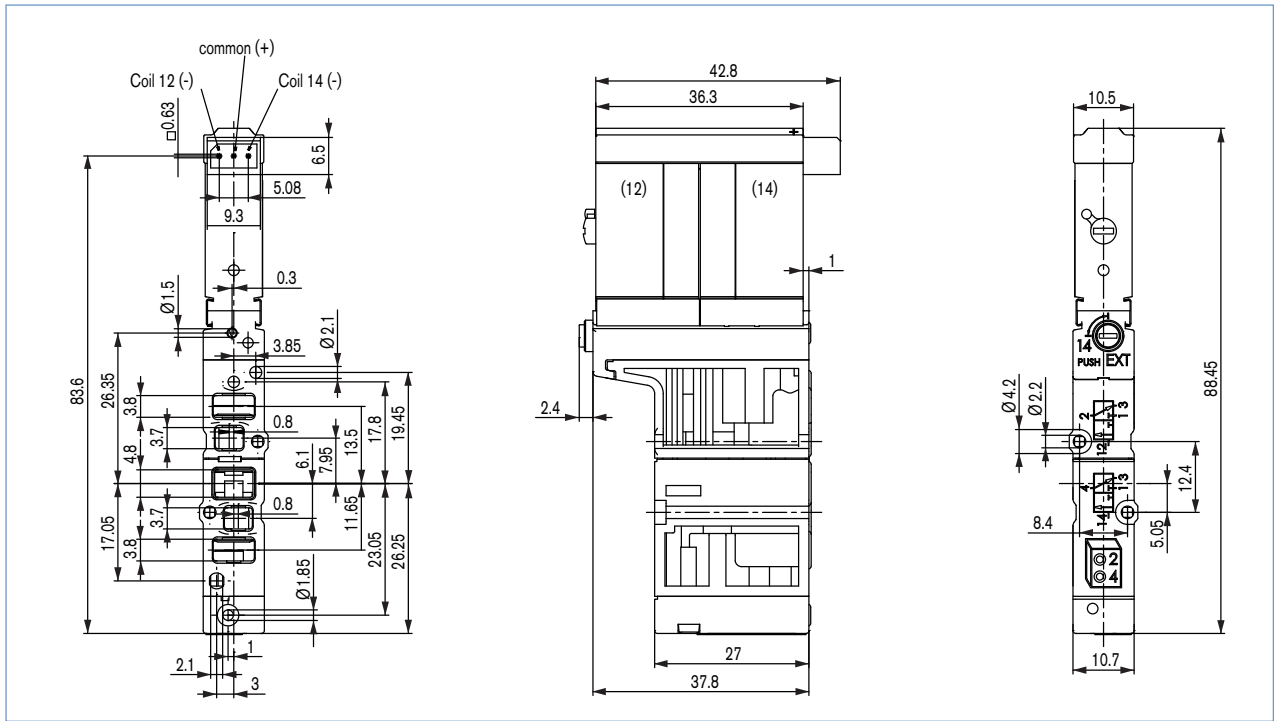
Dimensions [mm] 3/2-way solenoid valve



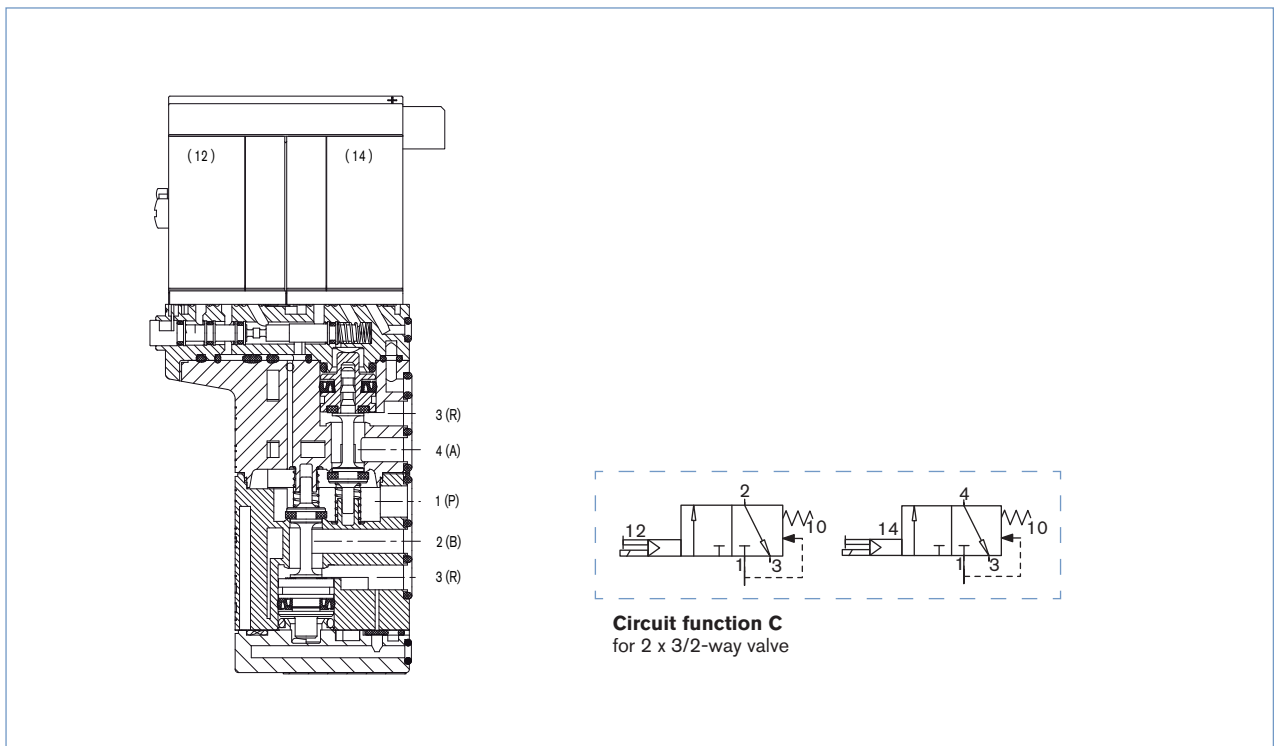
Sectional drawing 3/2-way solenoid valve



Dimensions [mm] 2 x 3/2-way solenoid valve



Sectional drawing 2 x 3/2-way solenoid valve



To find your nearest Bürkert facility, click on the orange box → [www.burkert.com](http://www.burkert.com)

In case of special application conditions, please consult for advice.

Subject to alteration © Christian Bürkert GmbH & Co. KG

0809/8\_EU-en\_00891919